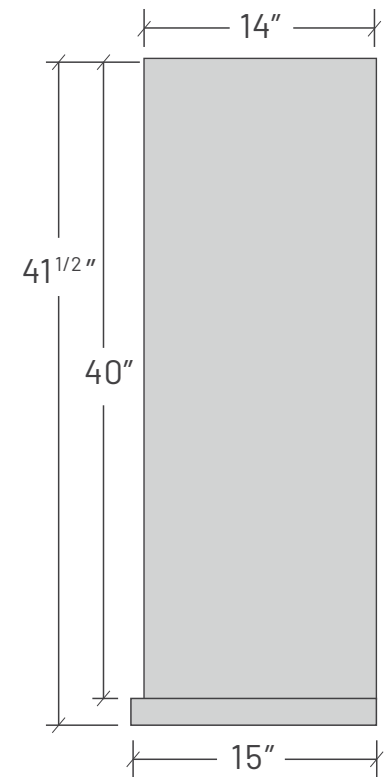
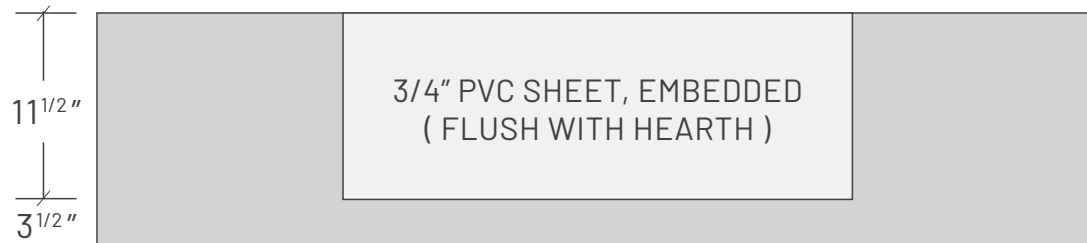
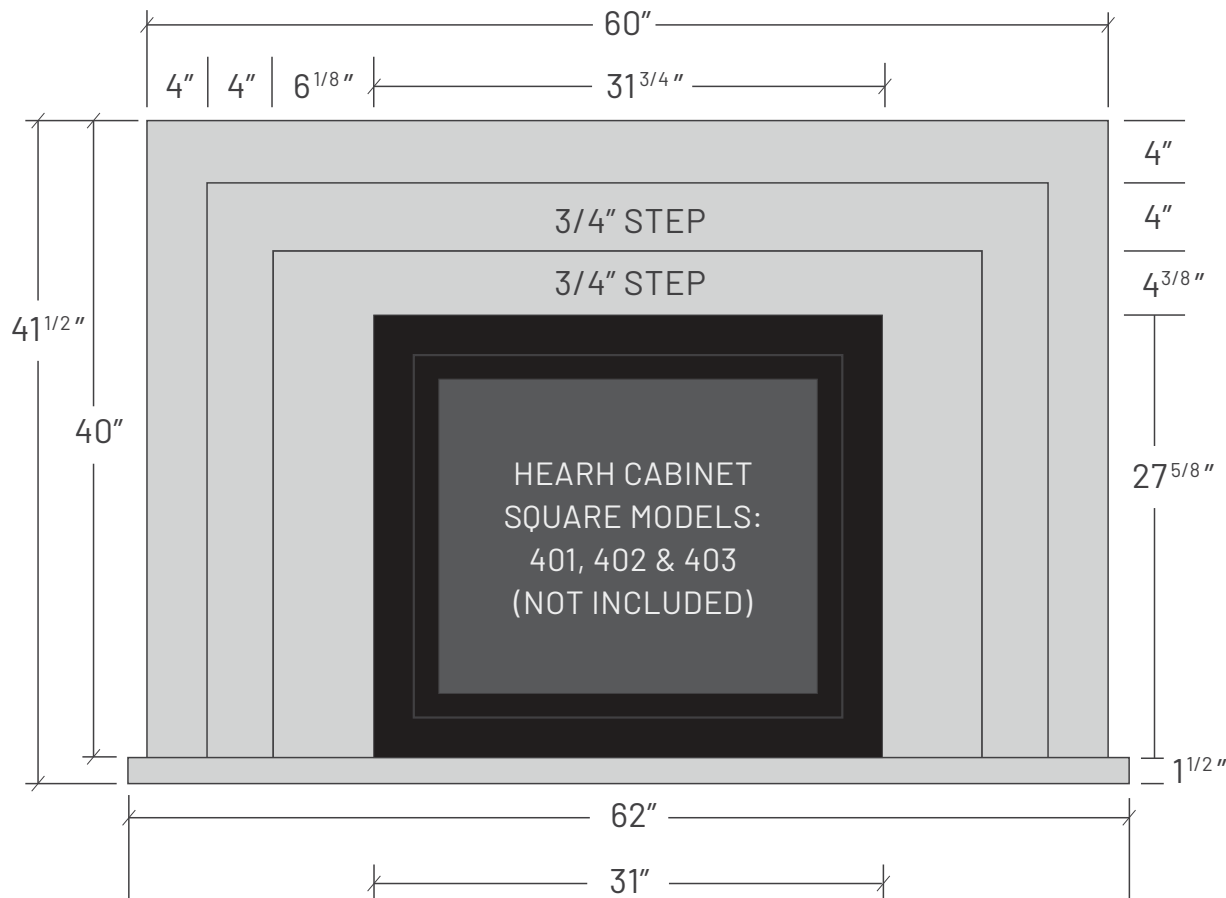


PVC SHEET INCLUDED IN ORDER TO MOUNT THE FIREBOX TO THE HEARTH

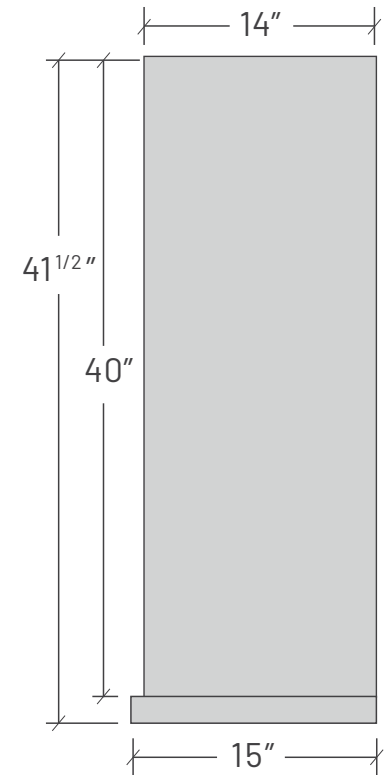


SPECIFICATIONS

- DESIGNED FOR HEARTH CABINET® VENTLESS FIREPLACES
- 2 PIECE SYSTEM CONSISTING OF SURROUND AND HEARTH
- SURROUND: CONCRETE IS 3/4" - 1" THICK THROUGHOUT
- HEARTH IS 1 1/2" SOLID CONCRETE SLAB WITH PVC INLAY
- FIREBOX NOT INCLUDED / SOLD SEPARATELY
- OPTIONAL CAP FOR SURROUND TOP: 60 1/2" X 14 1/4" X 1" THICK

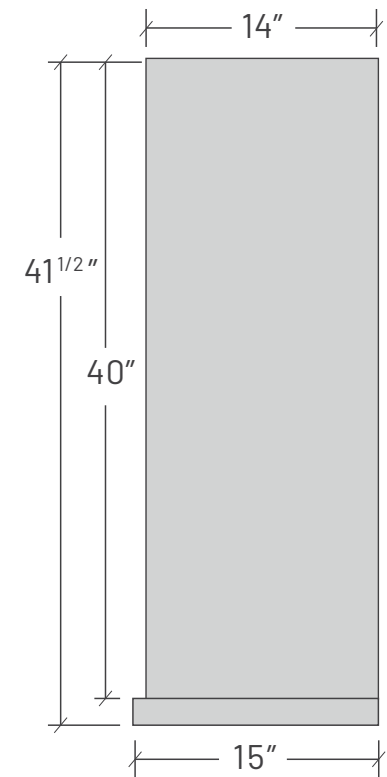
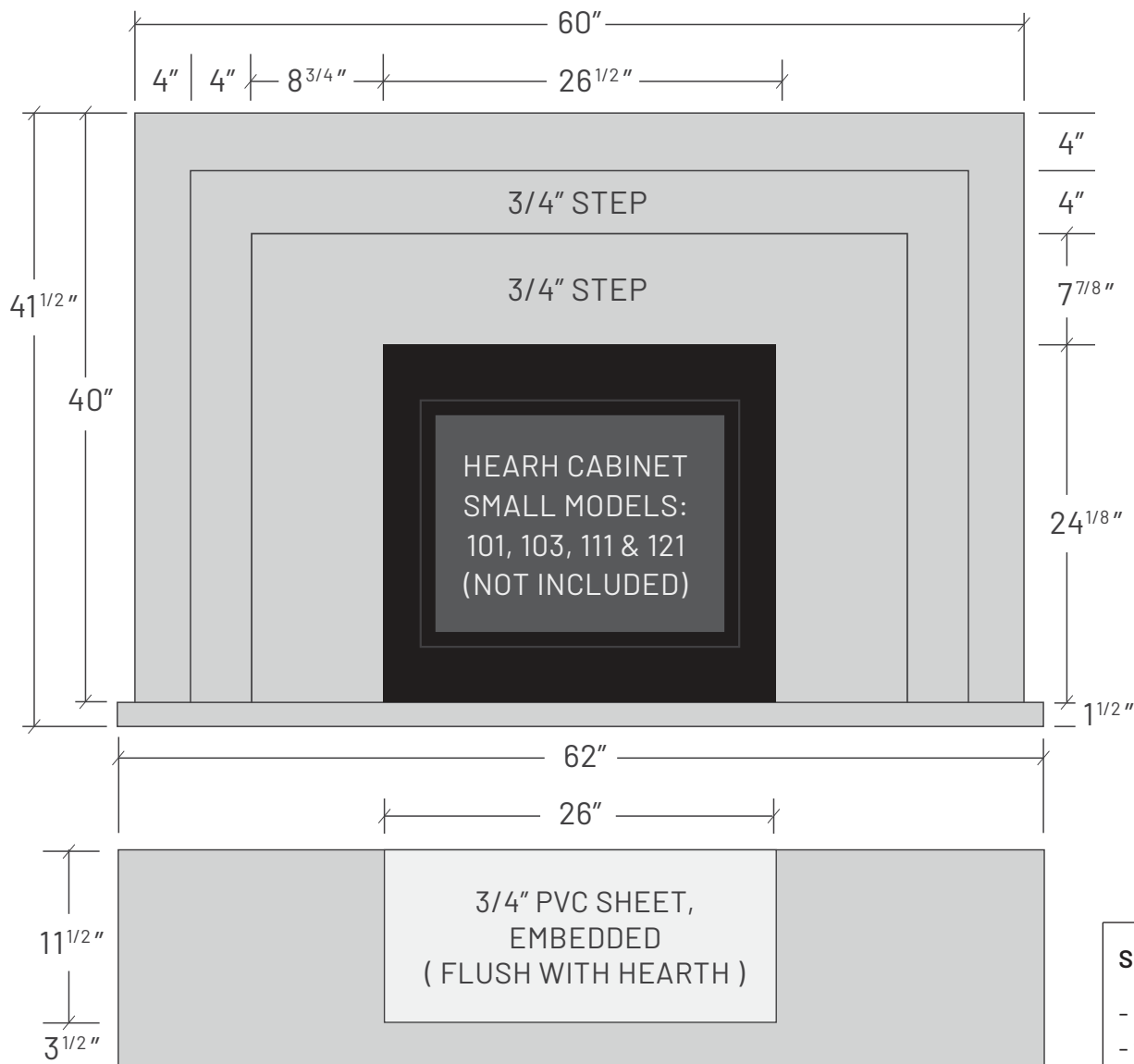


PVC SHEET INCLUDED IN ORDER TO MOUNT THE FIREBOX TO THE HEARTH



SPECIFICATIONS

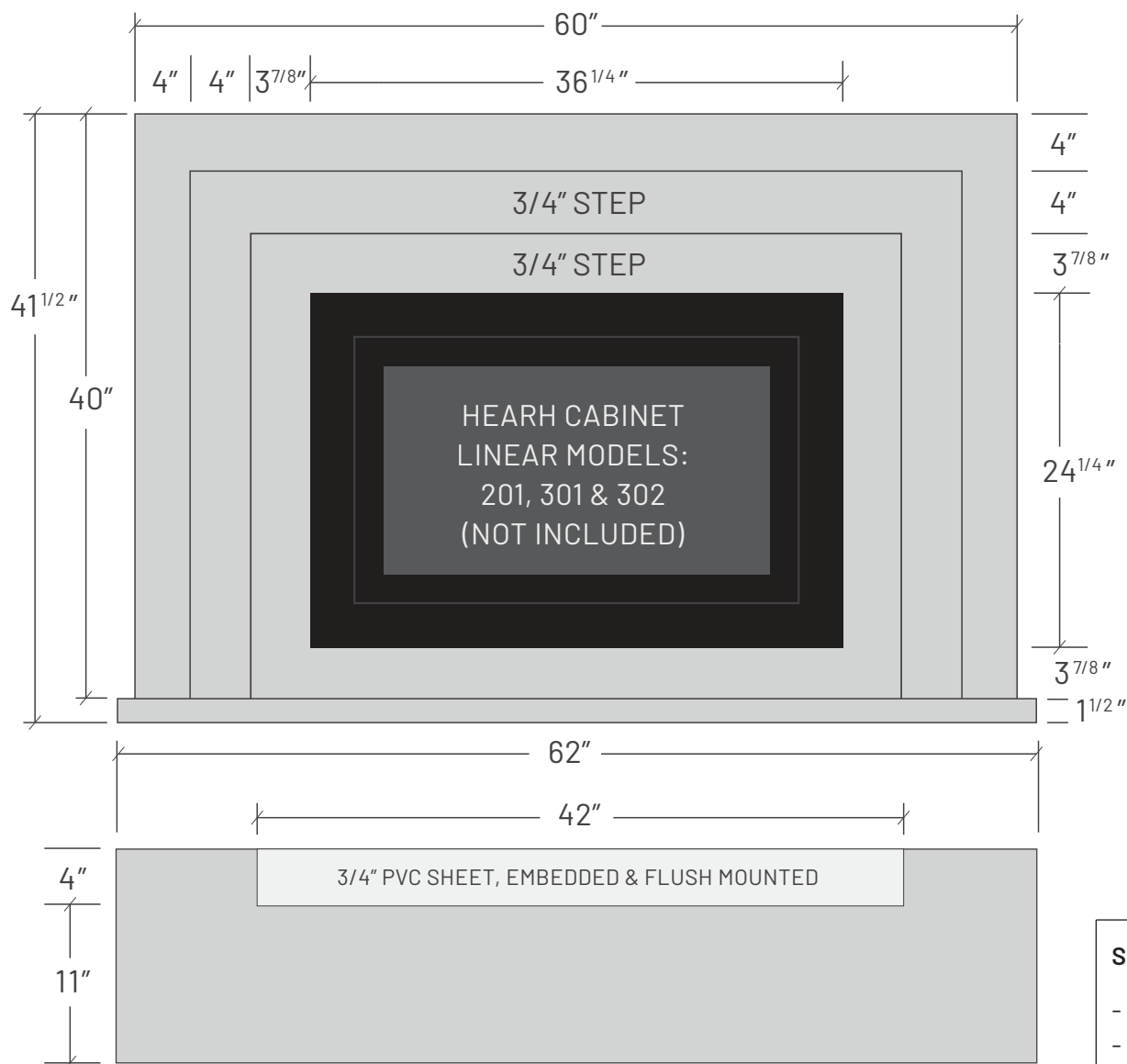
- DESIGNED FOR HEARTH CABINET® VENTESS FIREPLACES
- 2 PIECE SYSTEM CONSISTING OF SURROUND AND HEARTH
- SURROUND: CONCRETE IS 3/4" - 1" THICK THROUGHOUT
- HEARTH IS 1 1/2" SOLID CONCRETE SLAB WITH PVC INLAY
- FIREBOX NOT INCLUDED / SOLD SEPARATELY
- OPTIONAL CAP FOR SURROUND TOP: 60 1/2" X 14 1/4" X 1" THICK



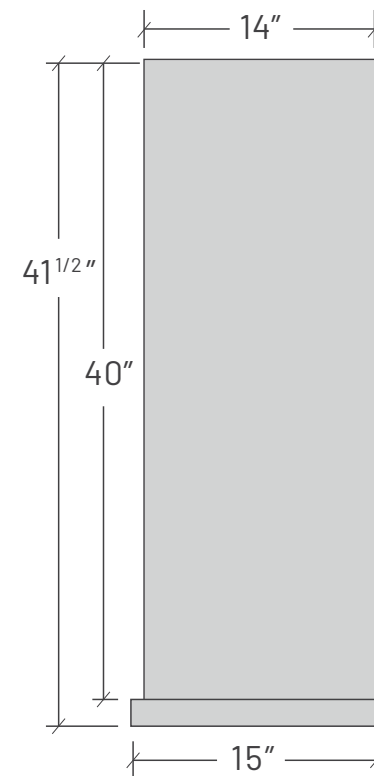
PVC SHEET INCLUDED IN ORDER TO MOUNT THE FIREBOX TO THE HEARTH

SPECIFICATIONS

- DESIGNED FOR HEARTH CABINET® VENTLESS FIREPLACES
- 2-PIECE SYSTEM CONSISTING OF SURROUND AND HEARTH
- SURROUND: CONCRETE IS 3/4" - 1" THICK THROUGHOUT
- HEARTH IS 1 1/2" SOLID CONCRETE SLAB WITH PVC INLAY
- FIREBOX NOT INCLUDED / SOLD SEPARATELY
- OPTIONAL CAP FOR SURROUND TOP: 60 1/2" X 14 1/4" X 1" THICK

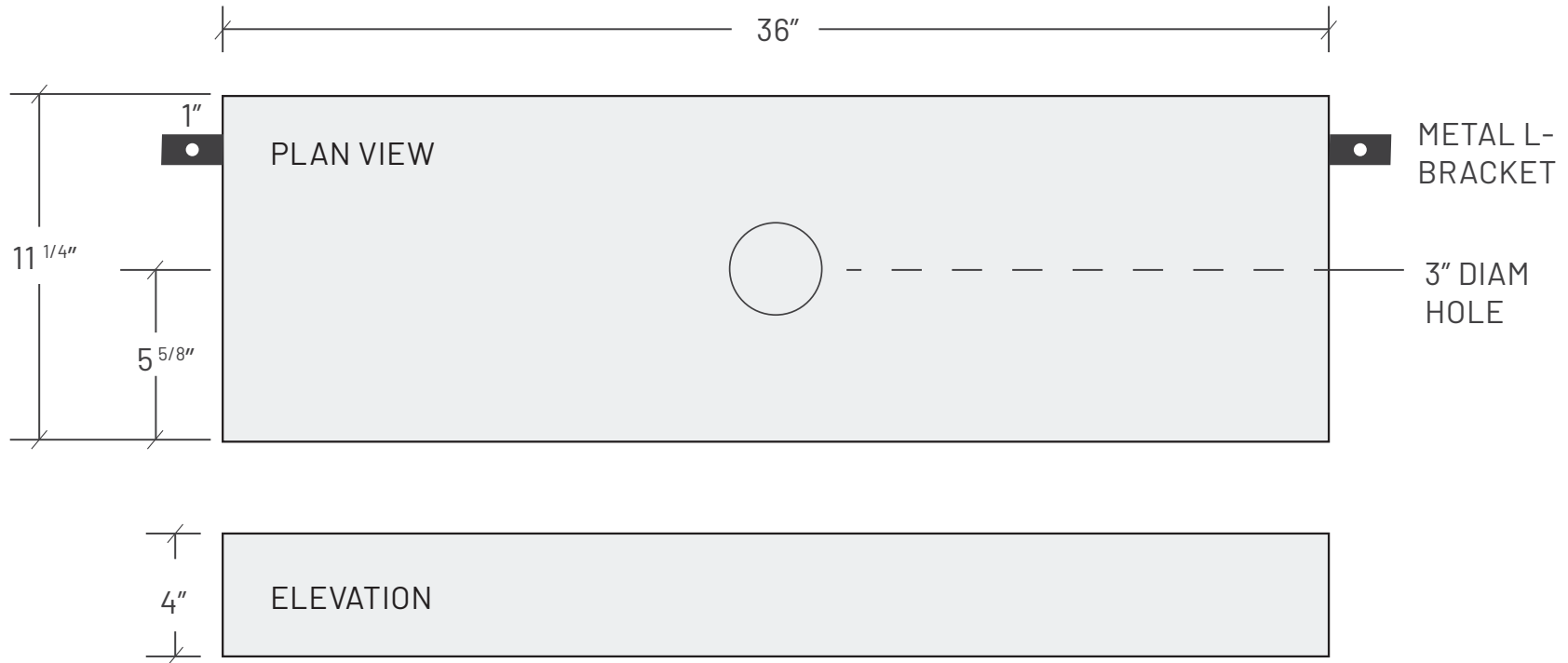


PVC SHEET INCLUDED IN ORDER TO MOUNT THE FIREBOX
PLATFORM TO THE HEARTH




SPECIFICATIONS

- DESIGNED FOR HEARTH CABINET® VENTESS FIREPLACES
- 3 PIECE SYSTEM CONSISTING OF SURROUND, HEARTH, AND MOUNTING PLATFORM
- SURROUND: CONCRETE IS 3/4" - 1" THICK THROUGHOUT
- HEARTH IS 1 1/2" SOLID CONCRETE
- FIREBOX NOT INCLUDED / SOLD SEPARATELY
- OPTIONAL CAP FOR SURROUND TOP: 60 1/2" X 14 1/4" X 1" THICK



SPECIFICATIONS

- MUST ACCOMPANY ALL SURROUNDS WITH LINEAR FIREBOXES
- HOLLOW WOODEN PLATFORM
- PLYWOOD CONSTRUCTION , 3/4"
- SIDEWALLS AND TOP PANEL ONLY (NO BOTTOM)
- 3" CUTOUT FOR PICKING UP AND MOVING
- METAL BRACKETS FOR PINNING TO PVC INLAY ON HEARTH
- FASTENS TO PVC USING 1/2" SCREWS



SPECIFICATIONS

- OPTIONAL CAP FOR SURROUND TOP: 60 1/2" X 14 1/4" X 1" THICK
- DESIGNED FOR HEARTHCABINET® VENTLESS FIREPLACES
- OVERHANGS FRONT, LEFT, AND RIGHT SIDES BY 1/4"
- AVAILABLE IN 3 FINISHES