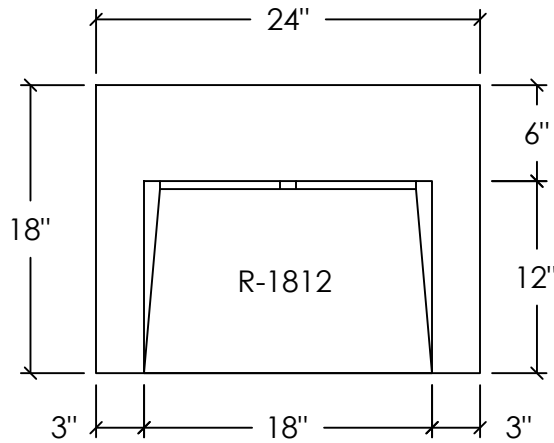
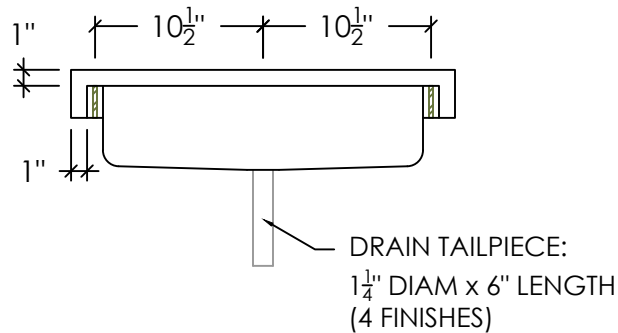


PLAN VIEW

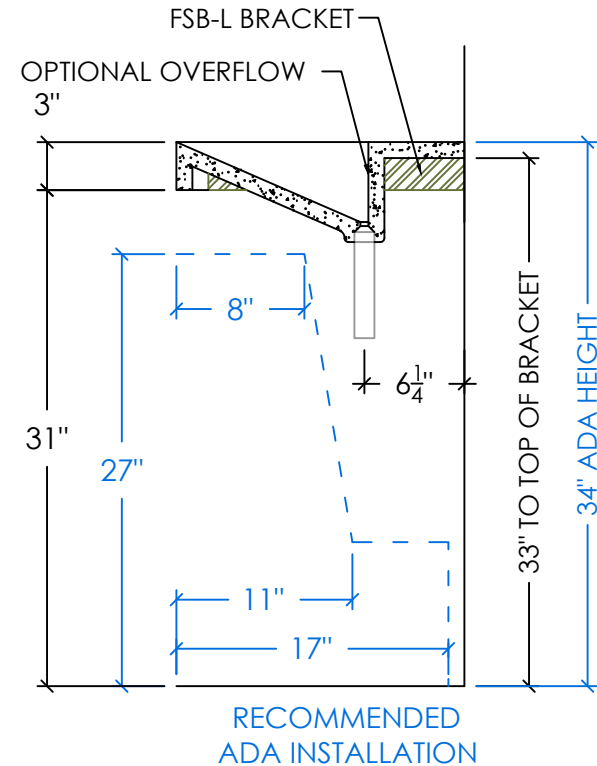


REAR ELEVATION

FSB-L BRACKET LOCATIONS (SEE BRACKET MOUNTING INSTRUCTIONS)



RIGHT SECTION



RECOMMENDED
ADA INSTALLATION

SPECIFICATIONS

SINK BASIN:

- SINK MODEL #: R-1812 = 18" x 12" x 5"
- COMPLIANCE & CERTIFICATIONS:



CSA B45.8/IAPMO Z403
ASME A112.18.2/CSA B125.2
CODE = R-SL-1-1-24x18-(C)-(O)



ICC A117.1

STANDARD FAUCET HOLE CONFIGURATIONS (CUSTOMIZABLE):

- 0 HOLES - WALL-MOUNT FAUCET
- 1 SINGLE FAUCET HOLE OR TRIPLE HOLE SET CENTERED ON SINK BASIN
- TRIPLE HOLE SET = 8" SPREAD
- HOLE DIAMETER = 1 3/8"
- HOLE(S) CENTERED 2 1/4" OFF OF BACK OF SINK BASIN
- OPTIONAL OVERFLOW ASSEMBLY (D-OK-125) CENTERED ON REAR BASIN WALL